



# econoLED®

## LED Strip Lighting Accessories & Connectors

Want LED Strip Lighting that does more? We did too, so we're offering the LED Strip Lighting System. Not only does it play nice with accessories, connectors, and mounting hardware, but it's also wet listed, handling both indoor and outdoor elements like a boss.



### Connectors



#### Jumper Cable

Connects two LED Cable strips together with a flexible cable.

4" E-CL/JC04W  
6" E-CL/JC06W  
12" E-CL/JC12W  
24" E-CL/JC24W



#### I-Connector

Connects two LED Cable strips together in a straight line or extends a length of LED Cable. Length: 1"

CAT. # E-CL/ICW



#### L-Connector

Connects two LED Cable strips together at a right angle. Size: 1-1/4" square


CAT. # E-CL/LCW



#### U-Connector

Connects two LED Cable strips parallel together for twice the brightness.


Size: 1-3/8" L x 5/8" W  
CAT. # E-CL/UCW



#### T-Connector

Connects three LED Cable strips in a flexible "T" shape. Size: 4-5/8" L x 2-5/8" W

CAT. # E-CL/TCW



#### X-Connector

Connects four LED Cable strips in a flexible "X" shape. Size: 4-5/8" square

CAT. # E-CL/XCW



#### Female-to-Male Extension

Allows for longer extension from power supply to first run of LED Cable. Maximum 15' of extension per run.

5' E-CL/FMX05W  
15' E-CL/FMX15W



#### Male-to-Male Extension

Allows for longer extension in between runs of LED Cable. Maximum 15' of extension per run.


5' E-CL/MMX05W  
15' E-CL/MMX15W



## econoLED®

Take control of your LED Cable with an Inline Dimmer, perfect for adjusting your lighting to five different levels. Use the on/off button; it remembers your dimmer setting when it's powered off, so you don't have to. And whether your client wants to set the perfect mood inside or outside, the dimmer's up to the challenge inside its weather-proof case.

By the way, standard dimmers aren't compatible with your LED Cable System, so make sure to add this one to your list. Keep in mind, it operates 82 feet of the soft output cable, or 32 feet of the high output cable.



SKU	DESCRIPTION	DIMENSIONS
E-CL/IDSMW	Inline On / Off Dimmer	16.25" L x 3" W x 0.875" H

### Certifications



### New Installations


#### IMPORTANT:

A complete LED cable system requires the Power Supply, LED Flexible Cable, Power Supply Link, and End Caps.



#### Power Supply (PS) Link


One required for every run of cable.  
Connects LED Cable to power supply.  
Length: 6"  
CAT. # E-CL/PS06W



#### End Caps

Required to protect end of LED Cable that is not connected to a connector.  
1/bag: E-CL/ECW1  
10/bag: E-CL/ECW


### Optional Accessory



#### 4-way Power Splitter


Connects four LED Cable strips to one power supply. Requires four PS Links.  
Length: 6-5/8"  
CAT. # E-CL/PS4W

### Mounting Hardware




#### Cable Brackets

Installs with one screw (by others).  
Barely visible after LED Cable snaps in.  
10 per bag.  
CAT. # E-CL/CBC



#### Edge Brackets

Installs with one screw (by others).  
Use for flush mount installations.  
10 per bag.  
CAT. # E-CL/EBC



#### Channeling Strips

Installs with screws (by others). LED Cable snaps securely into place. 2 per box. Length: 39"/each  
CAT. # E-CLT03W