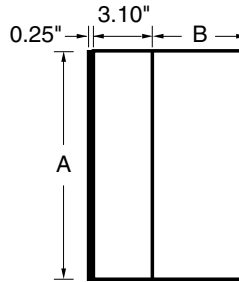



**Applications:** Security, pathway and perimeter lighting; ideal for entry ways, walkways and parking facilities.

**Typical Mounting Height:** 8 to 15 feet **Typical Spacing:** 2 to 3 times the mounting height

PRODUCTS THAT MEET BUY AMERICAN REQUIREMENTS WITHIN ARRA ARE DESIGNATED BY THIS SYMBOL.



One lamp included

"A"	"B"
12" Sq.	5.0"

Catalog #	Description	Ballast	Lamp Base	Lamp	Weight	Initial Delivered Lumens	Lamp Color Rendition
E-SS5M10QM	100-watt Pulse Start Metal Halide (PSMH)	120/208/240/277-volt HX ballast HPF	E26	Clear, medium base	15.0 lbs.	9000	65 CRI
E-SS5M10IMP (120V photocell)	100-watt Pulse Start Metal Halide (PSMH)	120/208/240/277-volt HX ballast HPF	E26	Clear, medium base	15.1 lbs.	9000	65 CRI
E-SS5M102MP (277V photocell)	100-watt Pulse Start Metal Halide (PSMH)	120/208/240/277-volt HX ballast HPF	E26	Clear, medium base	15.1 lbs.	9000	65 CRI
E-SS5P15QM	150-watt Pulse Start Metal Halide (PSMH)	120/208/240/277-volt HX ballast HPF	E26	Clear, medium base	16.8 lbs.	14000	68 CRI
E-SS5P15IMP (120V photocell)	150-watt Pulse Start Metal Halide (PSMH)	120/208/240/277-volt HX ballast HPF	E26	Clear, medium base	16.9 lbs.	14000	68 CRI
E-SS5P152MP (277V photocell)	150-watt Pulse Start Metal Halide (PSMH)	120/208/240/277-volt HX ballast HPF	E26	Clear, medium base	16.9 lbs.	14000	68 CRI
E-SS5H15QM	150-watt High Pressure Sodium (HPS)	120/208/240/277-volt HX ballast HPF	E26	Clear, medium base	17.3 lbs.	15000	22 CRI
E-SS5H15IMP (120V photocell)	150-watt High Pressure Sodium (HPS)	120-volt reactor ballast HPF	E26	Clear, medium base	13.1 lbs.	15000	22 CRI
E-SS5H152MP (277V photocell)	150-watt High Pressure Sodium (HPS)	120/208/240/277-volt HX ballast HPF	E26	Clear, medium base	17.3 lbs.	15000	22 CRI
E-SS5F42UM	42-watt Compact Fluorescent (CFL)	120- to 277-volt Universal Electronic	-	Coated, GX24q-4 base	8.9 lbs.	3190	82 CRI
E-SS5F42IMP (120V photocell)	42-watt Compact Fluorescent (CFL)	120- to 277-volt Universal Electronic	-	Coated, GX24q-4 base	9.1 lbs.	3190	82 CRI
E-SS5F422MP (277V photocell)	42-watt Compact Fluorescent (CFL)	120- to 277-volt Universal Electronic	-	Coated, GX24q-4 base	9.1 lbs.	3190	82 CRI

## PREMIUM HID SQUARE UP/DOWN WALL PACK 100/150-WATT HID, 42-WATT CFL (E-SS5 SERIES)

### Construction & Materials

- Durable die-cast aluminum housing
- Knockouts provided on back of housing for 1/2" conduit entry, mounting over a 4" square or octagonal, and single gang J-boxes
- 1/2" NPT threaded hubs on three sides for conduit entry
- Neoprene gasket on back of housing provides a watertight mounting seal
- Sponge cord gasket between housing and lens ensures a watertight seal
- Clear polycarbonate lens held in place with hidden spring clip assembly
- E-coat epoxy primer with five layers of protection
- Super durable medium-bronze powder topcoat

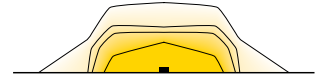
### Performance

- 5-year finish warranty
- 3-year fixture warranty
- 1-year lamp warranty

### Electrical

### Regulatory

- UL Listed
- Suitable for wet locations
- Assembled in the USA



E-SS5 Series fixture wall mounted  
at 12 feet with 0° tilt.



Due to continuous product improvement, information in this document is subject to change. All published photometric testing performed to IESNA LM-79-08 standards by a NVLAP certified laboratory. Fixture photometry was completed on a single representative fixture. Actual production units may vary up to ±10% of initial delivered lumens. Lumen maintenance values at 25°C (77°F) are calculated per TM-21 based on LM-80 data and in-situ fixture testing.

1501 96<sup>th</sup> Street, Sturtevant, WI 53177 | Phone (888)243-9445 | Fax (262)504-5409 | [www.e-conolight.com](http://www.e-conolight.com)