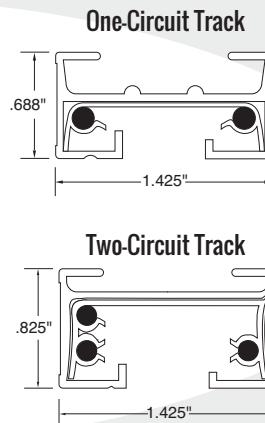


E-K1T / E-K2T Series

One and Two Circuit Track
4 Feet, 6 Feet, & 8 Feet



SKU	DESCRIPTION	LENGTH WITH END CAP (Two End Caps Standard with Each Track)
E-K1T4*	1 Circuit 4' Track	44-7/16"
E-K1T6*	1 Circuit 6' Track	68-7/16"
E-K1T8*	1 Circuit 8' Track	92-7/16"
E-K2T4*	2 Circuit 4' Track	44-7/16"
E-K2T6*	2 Circuit 6' Track	68-7/16"
E-K2T8*	2 Circuit 8' Track	92-7/16"

*Specify Finish Color: K-Black, W-White

Recommended Use

- Indoor Commercial
- Retail
- Industrial

Certifications

1 YEAR
WARRANTY



Construction & Materials

- Features an extruded aluminum body,
- Features a Lexan® fittings, a Noryl® insert and No. 12 AWG solid copper conductors
- Fixtures can be surface or pendant mounted
- Each track section includes two dead ends and mounting hardware
- Easy to cut to the exact size needed right at the job site
- Two circuit track offers double load capacity which allows more fixtures per section
- Two circuit track offers the ability of each circuit to be switched separately with the ability to create three different schemes on one section of track: first circuit on only, second circuit on only, or both circuits on together

Listed to use with existing Juno® T & TU systems (not affiliated with e-conolight).

NOTE: With two circuit track 40 Amps consists of two 20 Amp feeds on different phases sharing a common neutral feed line. If both circuits are on the same phase, the total load between two circuits is limited to 20 Amps.




E-K1T / E-K2T Series




Cord & Plug Feed

- 15' cord
 - 3 prong plug
 - 6-amp capacity
 - Not UL listed
 - L: 3.28"
- SKU: E-KC211*



Floating Feed

- Mounts to outlet box to provide power feed at any point on track. Includes mounting hardware
 - 4.6" sq. H: 1.6"
- SKU: E-KC261*
SKU: E-KC262*



Conduit Feed

- Accepts 1/2" conduit (male threaded) fitter for surface wiring
- SKU: E-KC271*
SKU: E-KC272*
• Same as above but opposite polarity.
 - L: 3"

SKU: E-KC271A*
SKU: E-KC272A*



Outlet Box Feed

- End feed with outlet box cover and mounting strap
- SKU: E-KC291*
SKU: E-KC292*
• Same as above but opposite polarity.
 - 4.25" sq.

SKU: E-KC291A*
SKU: E-KC292A*



T-Bar End Feed


- End feed for T-Bar-mounted track.
 - Three 1/2" knockouts.
 - 4.2" sq.
- SKU: E-KC361*
SKU: E-KC362*



End Feed


- Allows feed from above with Romex, Greenfield or conduit. Use as end feed when track is suspended with pendants
- SKU: E-KC381*
SKU: E-KC382*
• Same as above but opposite polarity.
 - L: 3.28"

SKU: E-KC381A*
SKU: E-KC382A*



Adjustable Connector

- Adjusts to connect two track sections either at a 90° angle or a straight run. Includes covers for both possibilities. 1/2" knockout provided for through-wall conduit. 90° option
 - L: 2.8" W: 2.8" Straight -run option
 - L: 4.2"
- SKU: E-KC231*
SKU: E-KC232*
Note: If fed from an outlet box, use the E-KC31* Outlet Box cover when using this connector as a feed



"T" Connector

- Joins three track sections
- CAT. #E-KC241*
CAT. #E-KC242*
• Same as above but opposite polarity.
 - L: 4.2" W: 2.8"

SKU: E-KC241A*
SKU: E-KC242A*
Note: If fed from an outlet box, use the E-KC31* Outlet Box cover when using this connector as a feed



"X" Connector

- Joins four track sections.
 - 4.2" sq.
- SKU: E-KC251*
SKU: E-KC252*
Note: If fed from an outlet box, use the E-KC31* Outlet Box cover when using this connector as a feed




T-Bar Adjustable Connector/Feed

- Adjustable connector for T-Bar-mounted track. Joins two track sections for either 90° angle or straight run.
 - Three 1/2" knockouts.
 - 4.2" sq.
- SKU: E-KC381*
SKU: E-KC382*



Mini Straight Connector

- Connects two track sections end-to-end.
 - One-Circuit L: .3125"
 - Two-Circuit L: .4375"
- SKU: E-KC221*
SKU: E-KC222*



Outlet Box Cover

- Use with either single or two-circuit adjustable, "T" or "X" Connectors when feeding at outlet box.
 - 4.062" sq.
- SKU: E-KC31*



Monopoint Mounting

- Mounts directly to any outlet box. Not for use with low voltage fixtures with external power supplies. 4-3/4" dia.
- SKU: E-KC100*



T-Bar Attachment Clips (Flush Tiles)

- Fastens track to 1" inverted tee with flush tiles
 - Use one for each 2' of track
- SKU: E-KC123*



T-Bar Attachment Clips (Drop Tiles)

- Fastens track to 1" inverted tee with drop tiles
 - Use one for each 2' of track
- SKU: E-KC124*



Pendant Adaptor

- To support chin-hung fixtures up to 10lbs
 - 3/8" wiring hole
- SKU: E-KC122*