

C-AR-A-2LD Series

LED Area Light - Type III

Replaces 250W PSMH

C-LITE
LED LIGHTING BY CREE

A ONE FOR ONE REPLACEMENT FOR 250W PSMH



For use in 0° orientation
(downlight position)
only

PRODUCT SPECIFICATIONS

OVERVIEW

- Initial Delivered Lumens: 12,200 or 12,400
- CRI: ≥ 70
- CCT: Cool White 5000K, Neutral White 4000K
- Mounting: Sold Separately
- Input Power: 117 Watts
- Dimmable: No
- Operating Minimum: -40°C (-40°F)
- Lifespan: Estimated >100,000 Hours
- Power Factor: > 0.9
- Total Harmonic Distortion: < 20%
- Limited Warranty: 5 Years*
- Replaces 250W PSMH

EFFICIENT	DURABLE	RECOMMENDED USE	INPUT VOLTAGE
<ul style="list-style-type: none">• Up to 57% energy savings over comparable HID fixtures• Heat dissipating fins keep LEDs running cooler, longer	<ul style="list-style-type: none">• Sturdy, low-copper die-cast aluminum construction• Rugged tempered glass lens	<ul style="list-style-type: none">• General Area Lighting• Parking Lots• Roadways	<ul style="list-style-type: none">• Universal (120V through 277V Operation)

ORDERING INFORMATION

Example: C-AR-A-2LD-12L-50K-DB

C-AR-A	2LD	12L		DB
PRODUCT	TYPE	LUMEN PACKAGE	CCT	COLOR
C-AR-A	2LD Type III, Area Light	12L 12,200 (50K), 12,400 (40K) Lumens 117W	50K Cool White (5000K) 40K Neutral White (4000K)	DB Dark Bronze

CERTIFICATIONS:

US: c-lite.com T (800) 236-6800 F (262) 504-5415

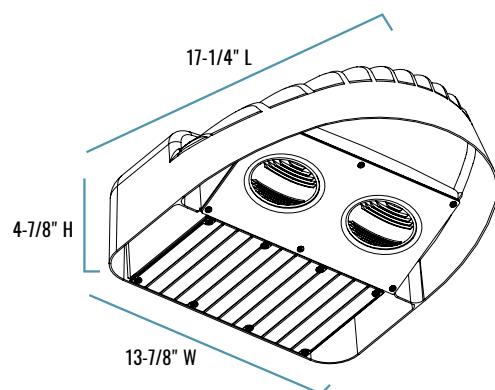
Canada: www.cree.com/canada T (800) 473-1234 F (800) 890-7507

Rev. Date: V3 10/11/2018

For informational purposes only. Content is subject to change. *See lighting.cree.com/warranty for details



C-AR-A-2LD Series



SERIES OVERVIEW

DIMENSIONS	PRODUCT WEIGHT	MOUNTING HEIGHT	SPACING
17-1/4" L x 13-7/8" W x 4-7/8" H	19.55 lbs.	15 to 25 feet	3 to 5 times the mounting height

FIXTURE SPECIFICATIONS

HOUSING	Low-copper, die-cast aluminum housing Dark bronze polyester powder-coat finish
LENS ASSEMBLY	Fixed cutoff glare shield reduces light pollution Tempered glass lens is thermal, shock and impact resistant Patented lens design delivers IES Type III distribution
MOUNTING	Fixture comes without mounting (sold separately) For use in 0° orientation (downlight position) only

ELECTRICAL PERFORMANCE

OPERATING MINIMUM	LIFESPAN L ₇₀ AT 25°C (77°F)	POWER FACTOR	TOTAL HARMONIC DISTORTION	DIMMABLE
-40°C (-40°F)	Estimated >100,000 Hours	> 0.9	< 20%	No
INPUT VOLTAGE	120V	208V	240V	277V
CURRENT DRAW	0.97A	0.56A	0.49A	0.42A

WARRANTY AND CERTIFICATIONS

WARRANTY	UL LISTED	DLC
5 Year Limited*	Wet Locations (0° tilt only)	DLC Qualified

 **CA RESIDENTS WARNING:** Cancer and Reproductive Harm –
www.p65warnings.ca.gov

US: c-lite.com T (800) 236-6800 F (262) 504-5415

Canada: www.cree.com/canada T (800) 473-1234 F (800) 890-7507


Rev. Date: V3 10/11/2018

For informational purposes only. Content is subject to change. *See lighting.cree.com/warranty for details




C-LITE
LED LIGHTING BY CREE

C-AR-A-2LD Series






ACCESSORIES

	PHOTOCELL - BUTTON, 120V/208V/240V/277V
	SKU: C-ACC-A-PCELL-LV (120V) C-ACC-A-PCELL-HV (208V/240V/277V) USE: Photocell is field installed. For use with 2" adjustable slip fitter only

MOUNTING OPTIONS

	6" MOUNTING ARM
	SKU: C-ACC-A-MTARM-6IN-DB USE: For pole mounting
	2" SLIP FITTER
	SKU: C-ACC-A-MTSL-2IN USE: For pole mounting. Fits over 2-3/8" O.D. pipe
	ADJUSTABLE U-BRACKET
	SKU: C-ACC-A-AUB-2X5X6-DB USE: For wall mounting

LUMINAIRE EPA

MOUNTING	SINGLE	DOUBLE @180°	DOUBLE @ 90°	TRIPLE @ 90°	QUAD @ 90°
					
C-ACC-A-MTARM-6IN-DB	0.81	1.63	1.31	2.13	2.62
C-ACC-A-MTSL-2IN*	0.80	N/A	N/A	N/A	N/A

* For use in 0° orientation (downlight position) only

© 2018 Cree, Inc. and/or one of its subsidiaries. All rights reserved. For informational purposes only. Content is subject to change. Patent www.cree.com/patents. The CREE LEDs logo, C-LITE™ and the C-LITE logo are trademarks of Cree, Inc. The UL logo is a registered trademark of UL LLC. The DLC QPL logo is a registered trademark of Efficiency Forward, Inc.

US: c-lite.com T (800) 236-6800 F (262) 504-5415

Canada: www.cree.com/canada T (800) 473-1234 F (800) 890-7507

Rev. Date: V3 10/11/2018

For informational purposes only. Content is subject to change. *See lighting.cree.com/warranty for details

C-LITE
LED LIGHTING BY CREE