



E-WFTxxC SERIES

Traditional Style LED Wall Pack
w/ Photocell

Replaces up to 400W MH



This Traditional Style LED Wall Pack Lights the Way

With its unparalleled style and efficiency, the E-WFTxxC Series Traditional Style LED Wall Pack is a true luminary marvel. With its voltage versatility and impressive certifications, this wall pack shines brighter than the stars on the Hollywood Walk of Fame. It's a beacon of energy-saving prowess that you can install in no-time, and we've made it 0-10V dimmable. But that's not all—this wall pack boasts the sought-after cULus Listing stamp and FCC compliance, leaving no doubt that it's a true champion in the lighting arena. A photocell is included as standard equipment (no need to purchase separately!), but it can be bypassed if it's not needed. A standard 5-year warranty is readily available, ensuring you're covered when it comes to durability and dependability.

Features & Benefits

- Comes standard with a photocell that can be bypassed if not needed
- Surpassed Cree Lighting® high-quality standards for reliability
- Quick and easy standard mounting plate install
- FCC Part 15, Subpart B, Class B limits for conducted and radiated emissions

Recommended Use

- Entryways
- General Area Lighting
- Perimeter Lighting
- Storage Facilities

Input Voltage

- Universal (120V through 277V Operation)

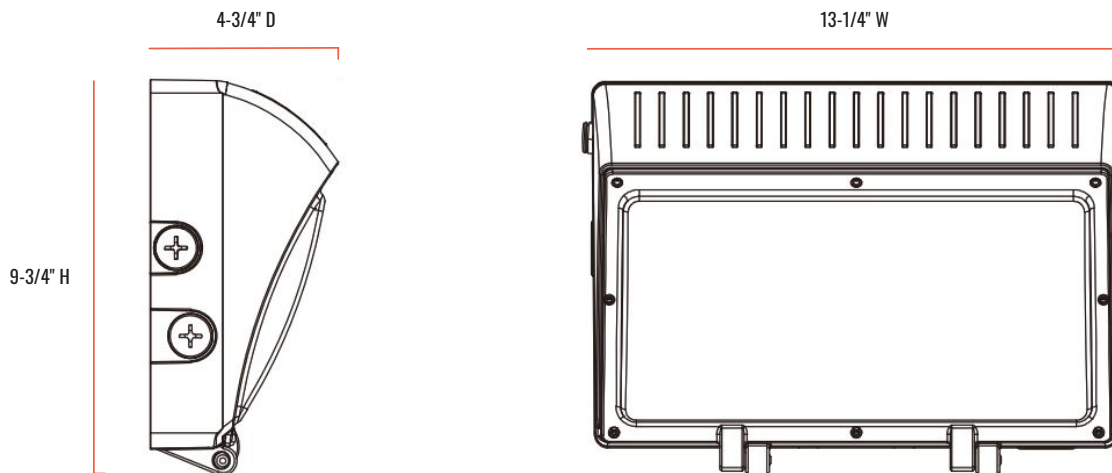
Certifications



***WARNING:** Cancer and Reproductive Harm -
www.p65warnings.ca.gov



E-WFTxxC SERIES



SERIES OVERVIEW

DIMENSIONS	PRODUCT WEIGHT	MOUNTING HEIGHT	SPACING
13-1/4" W X 9-3/4" H X 4-3/4" D	5.64 lbs. (E-WFT06C) 6.13 lbs. (E-WFT10C & E-WFT14C)	10 to 15 feet (E-WFT06C) 15 to 25 feet (E-WFT10C, E-WFT14C)	3 to 4 times the mounting height

FIXTURE SPECIFICATIONS

HOUSING	Durable die-cast aluminum housing with reliable bronze powder coated finish
LENS ASSEMBLY	High-impact UV stabilized polycarbonate
MOUNTING	Slots provided in the quick mount bracket to allow fixture to be mounted over a 4" square or 4" octagonal j-box. 1/2" conduit openings provided on the sides of the fixture. 3/4" conduit opening provided on the bottom surface of the fixture for surface conduit mount.

WARRANTY & CERTIFICATIONS

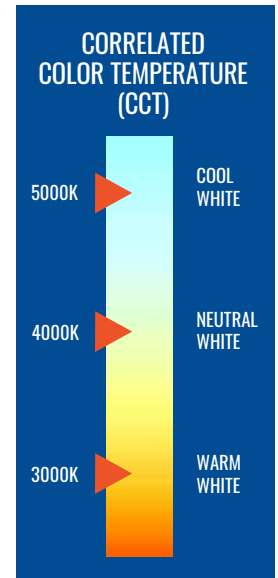
WARRANTY	5-Year Limited
cULus LISTED	Wet Listed
DLC	5.1 Premium Refer to https://www.designlights.org/search/ for most current information.

E-WFTxxC SERIES



ELECTRICAL PERFORMANCE

OPERATING TEMPERATURE RANGE	LIFESPAN L ₇₀ AT 25°C (77°F)	POWER FACTOR	TOTAL HARMONIC DISTORTION	DIMMABLE
-40°F to 104°F (-40°C to 40°C)	Estimated 100,000 Hours	≥ 0.9 at full load	< 20% at full load	0-10V dimming to 10%
INPUT VOLTAGE CURRENT DRAW (AMPS)	120V	208V	240V	277V
E-WFT06C	0.39A	0.22A	0.19A	0.17A
E-WFT10C	0.58A	0.33A	0.29A	0.25A
E-WFT14C	0.82A	0.47A	0.41A	0.36A



OUTPUT SPECIFICATIONS

SKU	REPLACES	LIGHT OUTPUT	COLOR TEMP	POWER CONSUMPTION (LED)	COLOR ACCURACY	*B-U-G RATINGS
E-WFT06C-N30BP	175W MH	6375 Lumens	3000K	46W	≥ 80	B0-U4-G3
E-WFT06C-N40BP	175W MH	6525 Lumens	4000K	46W	≥ 80	B0-U4-G3
E-WFT06C-N50BP	175W MH	6525 Lumens	5000K	46W	≥ 80	B0-U4-G3
E-WFT10C-N30BP	250W MH	9500 Lumens	3000K	70W	≥ 80	B0-U5-G4
E-WFT10C-N40BP	250W MH	9875 Lumens	4000K	70W	≥ 80	B1-U5-G4
E-WFT10C-N50BP	250W MH	9875 Lumens	5000K	70W	≥ 80	B1-U5-G4
E-WFT14C-N30BP	400W MH	13,600 Lumens	3000K	98W	≥ 80	B1-U5-G5
E-WFT14C-N40BP	400W MH	14,175 Lumens	4000K	98W	≥ 80	B1-U5-G5
E-WFT14C-N50BP	400W MH	14,175 Lumens	5000K	98W	≥ 80	B1-U5-G5

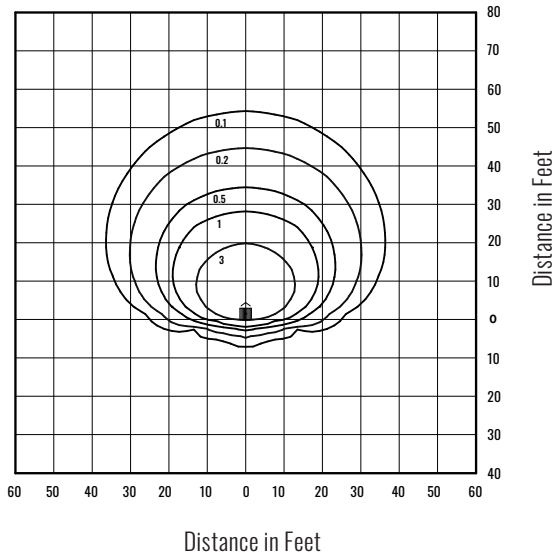
*For more information on the IES BUG (Backlight-Uplight-Glare) Rating visit: <https://www.ies.org/wp-content/uploads/2017/03/TM-15-11BUGRatingsAddendum.pdf>. Valid with no tilt.

E-WFTxxC SERIES



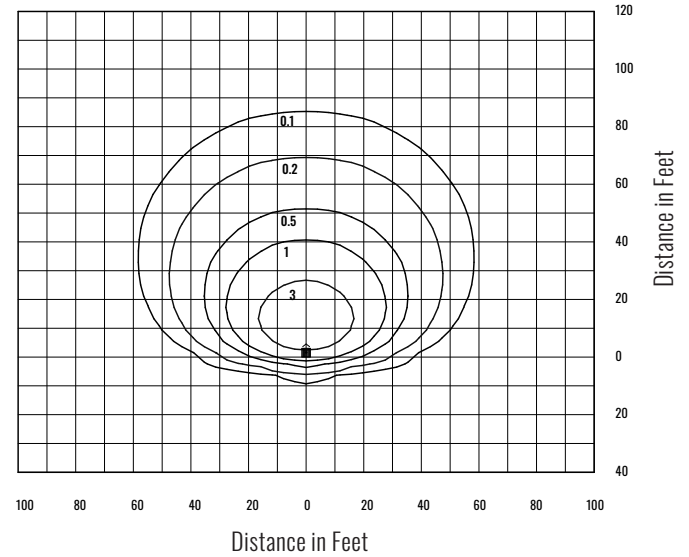
E-WFT06C-N40BP

Mounting Height: 10'



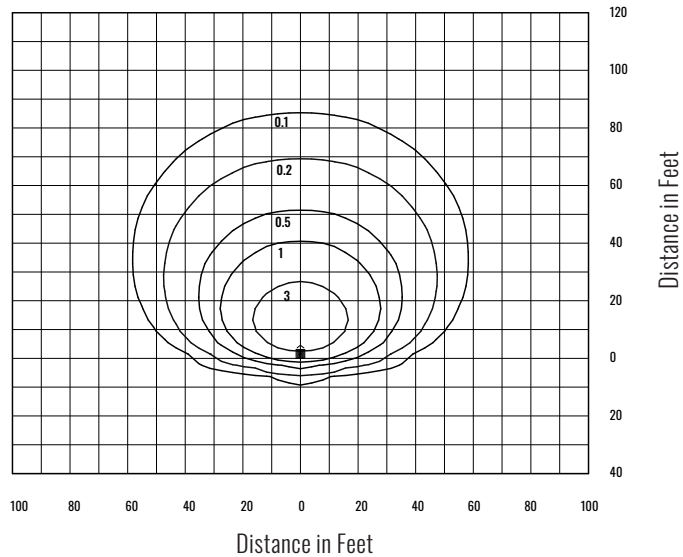
E-WFT10C-N40BP

Mounting Height: 20'



E-WFT14C-N40BP

Mounting Height: 20'



Note: All published photometric testing performed to IES LM-79-08 standards. Fixture photometry was completed on a single representative fixture. Foot candle levels are noted inside graph. Visit e-conolight.com for the latest EPA data.

© 2023 Cree Lighting, a company of IDEAL INDUSTRIES. All rights reserved. For informational purposes only. Content is subject to change. The savr logo is a registered trademark of e-conolight, LLC. The cULus logo is a registered trademark of UL LLC. The DLC QPL logo and the DLC QPL Premium logo are registered trademarks of Northeast Efficiency Partnerships, Inc.

e-conolight / savr / C-Lite:
e-conolight.com | Customer Service: 888-243-9445 | Fax: 262-504-5409
 1501 96th Street, Sturtevant, WI 53177

Cree Lighting / C-Lite:
creelighting.com | Distribution/Sales: 855-617-2733
 9201 Washington Avenue, Racine, WI 53406

July 28, 2023

For informational purposes only. Content is subject to change.

